



# Faculty of Arts & Design

## Capacity Test

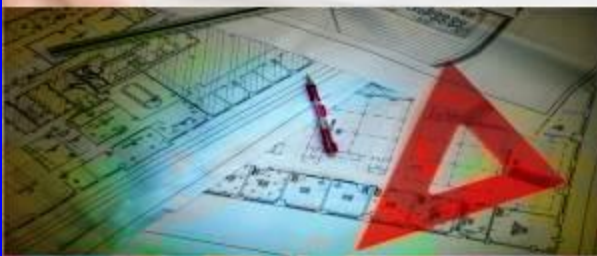
Cinema and Theatre Design



Interior Design



Fashion Design



Graphic & Media Arts



## Capacity Plan

### Portfolio Requirements:

- Applicants should submit their Original artwork portfolio minimum 15 sketches representing their artwork (Free drawing / 5 Sketches – Perspective / 5 Sketches – Innovative Design / 5 Sketches). Sketches' size **Must** be A3.
- This training is only for talented applicants who need some guidance and not to make a portfolio from scratch.
- Photography, collage and digital art work are not allowed as part of the portfolio.
- The **Digital version of the portfolio** must be uploaded on the link that will be provided to each applicant during the course on Tuesday, **Original version of the portfolio** must be submitted on the exam day.
- Original Sketches should be arranged in a plastic pocket A3 file, that has all the applicant's data on the cover, i.e.: full name, application number, round number, required department, high school certificate type.
- Applicants are requested to collect their original portfolios after interview or maximum by the next week, The Faculty holds no responsibility for the portfolio after that.
- Results will be sent to your email by the next Sunday after the exam.

### N.B.:

- The original copy of the Applicant's artworks will be compared with the exams. In case of plagiarism, the student will be rejected immediately.
- The Faculty will decide if the portfolio's level will allow the applicant to take "EXAM ONLY" path, In case the portfolio reflects demand to improve his/her skills, she/he will have to join the below mentioned training course to get prepared for the exam.
- Each applicant has only one chance to take the Capacity Exam **(NO EXCEPTIONS)**
- You made the correct payment Capacity Course and exam (1500LE) or Capacity exam only (750LE).
- Your provided email address and contact numbers in your online application are Valid
- A personal interview appointment will be scheduled and sent to your email.
- Passing the exam is not a guarantee for booking a place if the admission and payment procedures were not completed on time.

\*In case of registering the course, please find below the schedule (Days might be modified in case of official holidays):

<b>1<sup>st</sup>Day: Sunday</b>	<b>Free Drawing</b>
----------------------------------	---------------------

<b>2<sup>nd</sup> Day: Monday</b>	<b>Perspective Drawing</b>
-----------------------------------	----------------------------

<b>3<sup>rd</sup>. Day: Tuesday</b>	<b>Innovative Drawing</b>
-------------------------------------	---------------------------

**TUESDAY: Submitting the digital version of the Portfolio**  
**Wednesday/Thursday; On-Campus Exam**

### **Day 1 Free Drawing Skills**

1- CANSON Sketch A3



2- Drawing Board (A3)

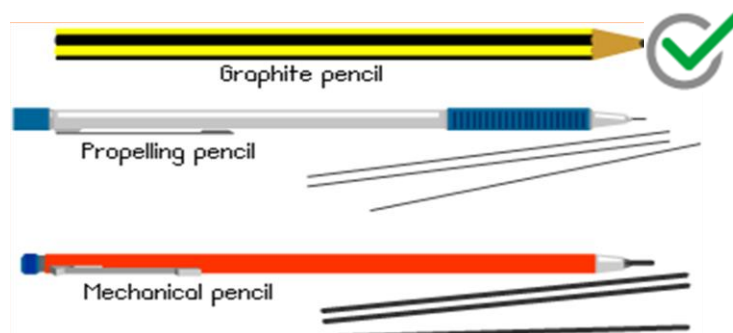


### 3- Paper Clip



### 4- Pencils

NUMBERS	LETTERS
1	2B
1	B
2	HB
1	H
1	2H



### 5- Sharpener's



6-Rubber




## Day 2 Prospective drawing Skills

\*\* All tools used for the first day +

7- C l e a r Acrylic Drafting Triangle 30/60

8- C l e a r Acrylic Drafting Triangle 45



9- C l e a r acrylic ruler, 30 Cm




## Day 3 Innovative Design Skills

\*\* All tools used for the 1<sup>st</sup> and 2<sup>nd</sup> day +

10- Your preferred colors.



11- Colored stickers paper



12- Scissors



13- Tracing Paper  
5 Sheets Size A4

**Good Luck ...**

**Waiting for you to join us  
For inquiry don't hesitate to contact us:**

**MSA Faculty of Arts & Design**

**383711516/7 (Internal Ex. 1260)**

**(G) Building**