

How to open your computer account?

- 1- Open pc on any computer lab in MSA Camps.



Enter your username (ID No) and your **password** is your Birthday for **example** (**lhf28031988**) and press **Enter**

↓ ↓ ↓
dd mm yyyy


How to Know your MSA Email?

- 2- Open e-Learning web site (<http://e-learning.msa.edu.eg/>)
- 3- Click on **FIND YOUR MSA MAIL (FOR STUDENTS ONLY)**





 ONLINE STUDENT ATTENDANCE
(FOR ACADEMIC STAFF ONLY USING
EDU EMAIL)

[click here](#)

 MSA SEARCH FOR CLASSROOM
ZOOM LINK

[click here](#)

 FIND YOUR MSA MAIL (FOR
STUDENTS ONLY)



[click here](#)

- 4- Write your ID and Click **Search**



Enter Your ID To Get Your Information

Search

[SEARCH](#)



-You will know your **Email Address** and your **Password** is your **Birthday** for example
(lhf28031988)

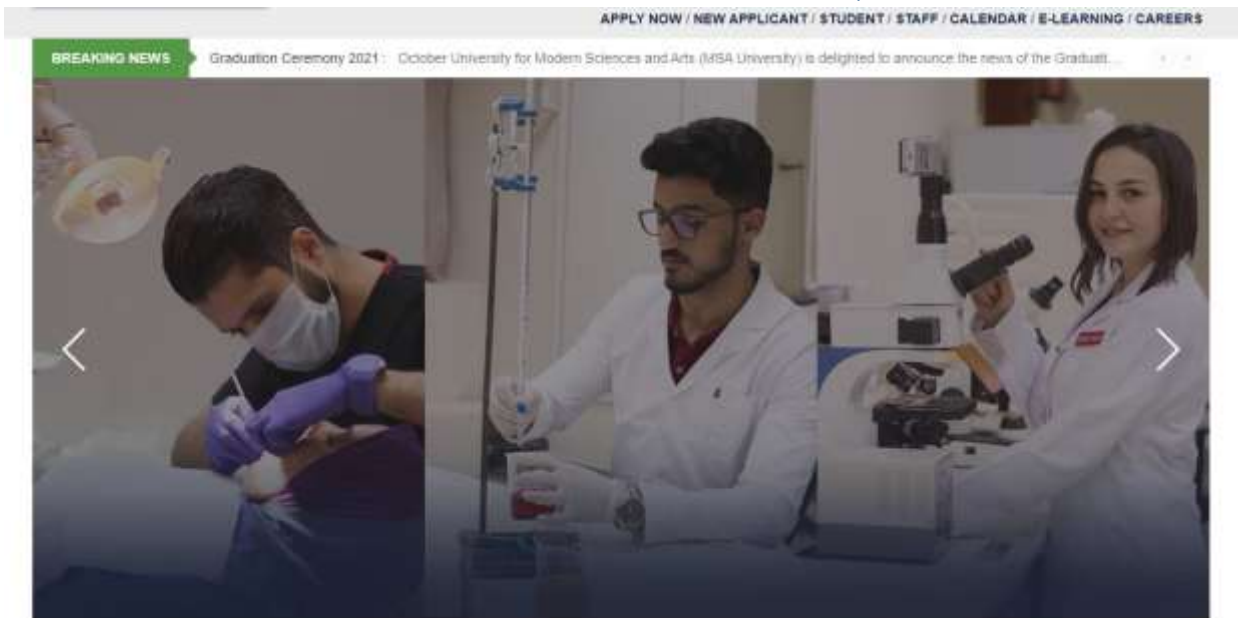
↓ ↓ ↓
 dd mm yyyy

ID	Name	Mail	Example to Password
214083	Omar	@msa.edu.eg	your Birthday for example (lhf28031988)

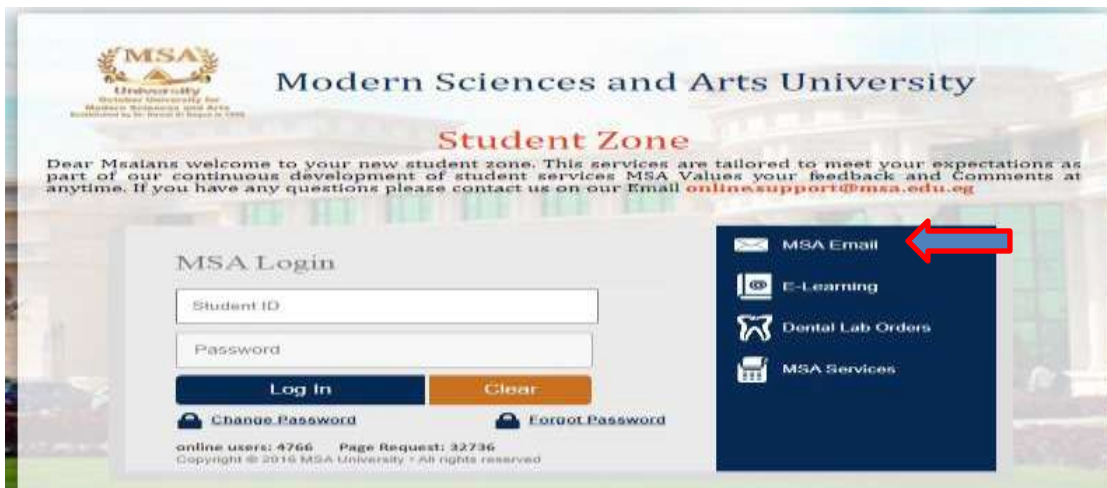
If you are a graduate and forgot your password send a password reset request to the following Email
 (graduates@msa.edu.eg) with your National ID number, MSA ID number and academic email.

How to open your Email?

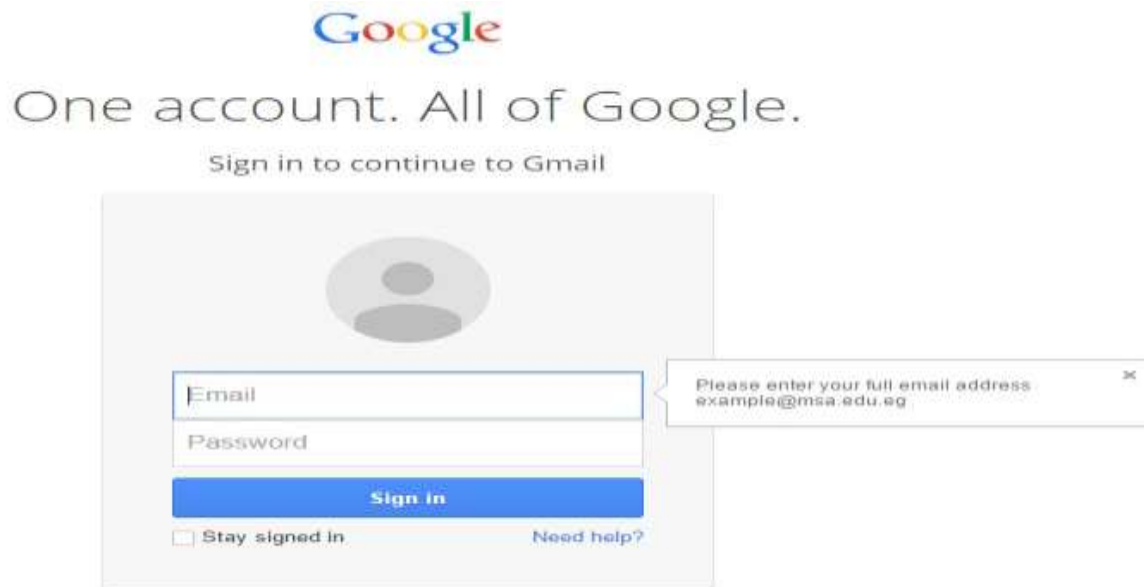
- 1- Open MSA web site (<http://msa.edu.eg/>)
- 2- Click on student zone Link Or open this link Direct <https://mail.google.com/>



- 3- Click on MSA Email Link



4- Write your email and password and click [sign in](#)



How to Login to MSA E-learning website?

- 1- Open e-Learning web site (<http://e-learning.msa.edu.eg/>)
- 2- Click on **Log in** Button



- 3- Write your ID and password then click **Log in**

Log in

! Your session has timed out. Please log in again.

Username


Password

Remember username

Log in



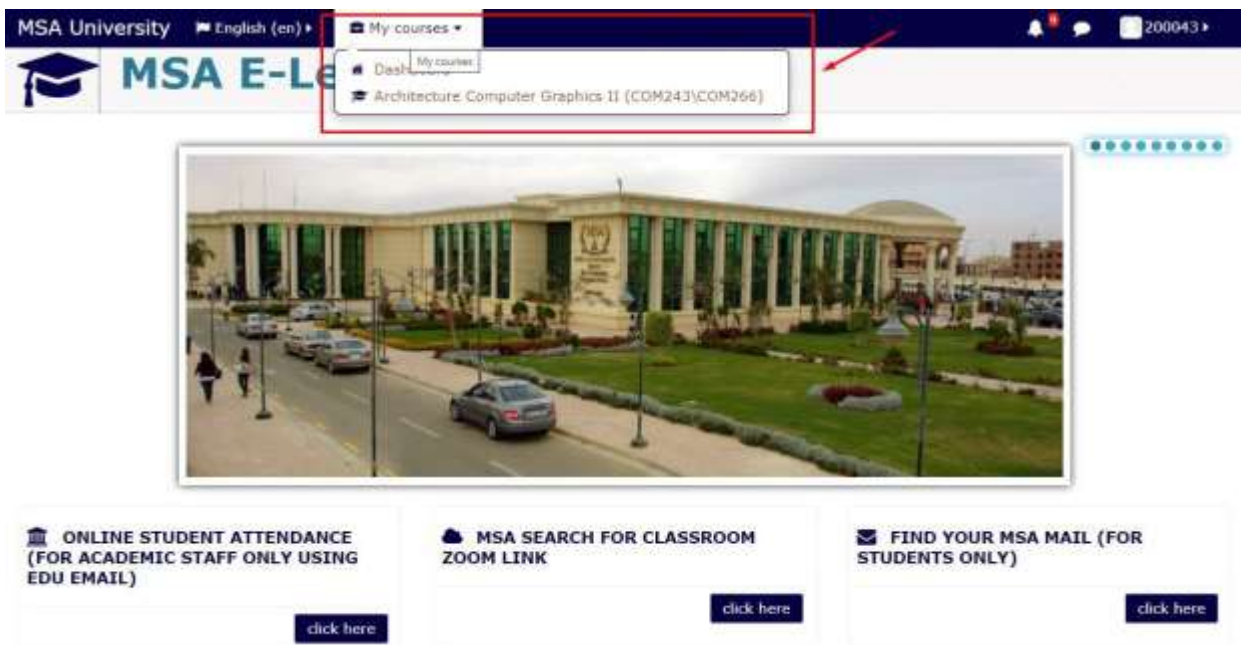
Forgotten your username or password?

Cookies must be enabled in your browser 

- Enter your username (ID No) and your **Password** is your Birthday for example
(**lhf28031988**)

dd mm yyyy

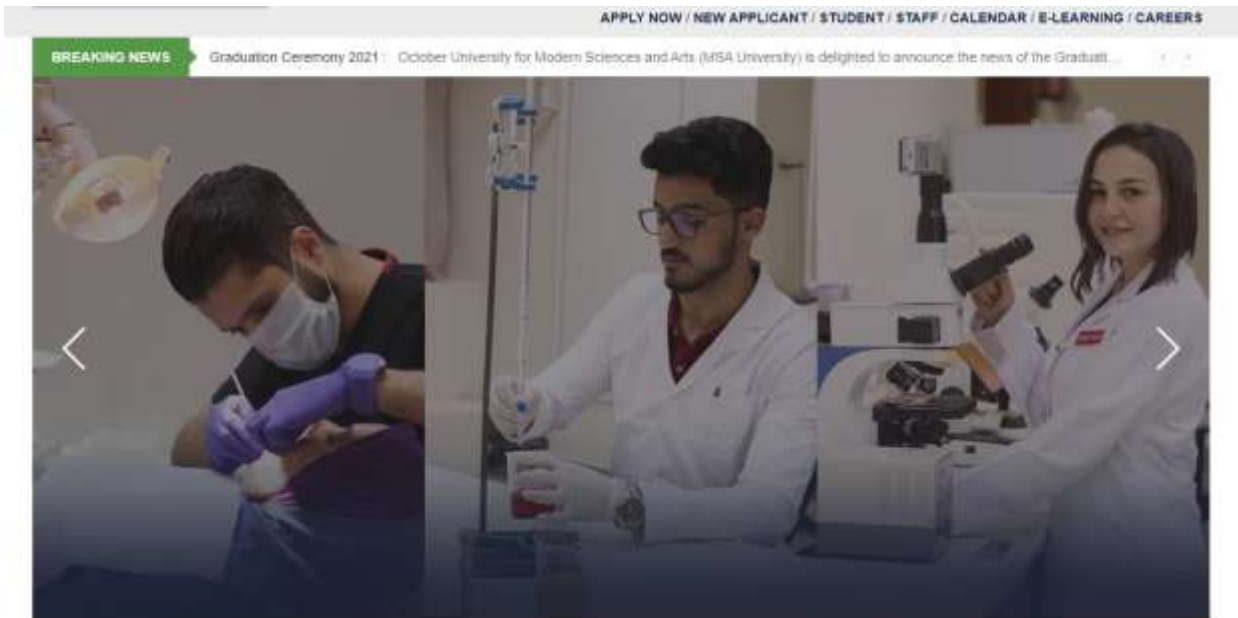
Your register course list.



The screenshot shows the MSA E-Learning portal interface. At the top, there is a dark blue navigation bar with the MSA University logo, language settings (English (en)), and a user profile section. The user profile section includes a dropdown menu for 'My courses' which is currently open, showing a list of courses: 'Dash My courses' and 'Architecture, Computer Graphics II (COM243\COM266)'. A red arrow points to this dropdown menu. Below the navigation bar is a large banner image of the MSA University building. At the bottom of the page, there are three white boxes with blue buttons: 'ONLINE STUDENT ATTENDANCE (FOR ACADEMIC STAFF ONLY USING EDU EMAIL)', 'MSA SEARCH FOR CLASSROOM ZOOM LINK', and 'FIND YOUR MSA MAIL (FOR STUDENTS ONLY)'. Each box has a 'click here' button.

How to open student zone account?

- 1- Open MSA web site (<http://msa.edu.eg/>)
- 2- Click on student zone Link




- 3- Enter your username (ID No) and your password is your Birthday for example (Ihf28031988) and Click Login

↓ ↓ ↓
dd mm yyyy



Student service List.



Student Services

Evaluation	Rules and regulations	Dental Lab Orders
Registration	Student Handbook	EBSCOhost
Weekly Schedule	Academic Calendar	KOHA - MSA Library System
Exam Schedule	E-Learning	JSTOR
Student Result	MSA Email	Egyptian Knowledge Bank How to register?
Grade Appeals	Pharmacy Graduation Project Pharma Only	Medical Excuses Policy
Tuition Fees	Discount Benefits	
Declare Major	MSA Services	
Withdrawal Courses New		

For urgent support Email us online.support@msa.edu.eg
 online users: 5138 Page Request: 35108

TRUE GYM at MSA University
 PAY YOUR TRUE GYM FEES THE WHOLE ACADEMIC YEAR FOR ONLY **2000EGP**

Our aim is to provide you with the best of our support. If more clarification is needed, It is our pleasure to receive it through our contact.

IT Support (it@msa.edu.eg)

Elearning support (elearning@msa.edu.eg)

IT Team

Thanks...